


MAHAMAYA INVESTMENTS LIMITED

Name of the Company: MAHAMAYA INVESTMENTS LIMITED			
Scrip Code, Name of the scrip, class of security: 511187			
Quarter ended: 31st March, 2013			
Partly paid-up shares:-	No. of partly paid-up shares	As a % of total no. of partly paid-up shares	As a % of total no. of shares of the company
Held by promoter/promoters group	NIL	NIL	NIL
Held by public	NIL	NIL	NIL
Total	NIL	NIL	NIL
Outstanding convertible securities:-	No. of outstanding securities	As a % of total No. of outstanding convertible securities	As a % of total no. of shares of the company, assuming full conversion of the convertible securities
Held by promoter/promoter group	NIL	NIL	NIL
Held by public	NIL	NIL	NIL
Total	NIL	NIL	NIL
Warrants:-	No. of warrants	As a % of total no. of warrants	As a % of total no. of shares of the company, assuming full conversion of warrants
Held by promoter/promoter group	NIL	NIL	NIL
Held by public	NIL	NIL	NIL
Total	NIL	NIL	NIL
Total paid-up capital of the company assuming full conversion of warrants and convertible securities	3001951 Equity Shares of Rs. 10/- each aggregating to Rs. 30019510/-		

for MAHAMAYA INVESTMENTS LIMITED

ARILAL SINGH FARAN
 Director

Statement showing Shareholding Pattern for the quarter ended 31st March, 2013

Category code	Category of Shareholder	Number of Shareholders	Total number of shares	Number of shares held in dematerialized form	Total shareholding as a percentage of total number of shares		Number of shares encumbered	As a percentage
					As a percentage of (A+B)	As a percentage of (A+B+C)		
(A)	Shareholding of Promoter and Promoter Group							
1	Indian							
(a)	Individuals/ Hindu Undivided Family	0	0	0	0.00	0.00	0	0
(b)	Central Government/ State Government(s)	0	0	0	0.00	0.00	0	0
(c)	Bodies Corporate	3	13912	0	0.46	0.46	0	0
(d)	Financial Institutions/ Banks	0	0	0	0.00	0.00	0	0
(e)	Any Others(Specify)						0	0
(e-i)	Directors	0	0	0	0.00	0.00	0	0
(e-ii)	Directors Relative	1	21	0	0.00	0.00	0	0
(e-iii)	Person Acting in Concert	0	0	0	0.00	0.00	0	0
	Sub Total(A)(1)	4	13933	0	0.46	0.46	0.00	0.00
2	Foreign							
a	Individuals (Non-Residents Foreign Individuals/ Foreign Individuals)	0	0	0	0.00	0.00	0	0
b	Bodies Corporate	0	0	0	0.00	0.00	0	0
c	Institutions	0	0	0	0.00	0.00	0	0
d	Qualified Foreign Investor	0	0	0	0.00	0.00	0	0
e	Any Others(Specify)	0	0	0	0.00	0.00	0	0
	Sub Total(A)(2)	0	0	0	0.00	0.00	0.00	0.00
	Total Shareholding of Promoter and Promoter Group (A) = (A)(1)+(A)(2)	4	13933	0	0.46	0.46	0.00	0.00
(B)	Public shareholding							
1	Institutions	0	0	0	0	0	0	0

(C)	Shares held by Custodians and against which Depository Receipts have been issued								
(1)	Promoter and Promoter Group	0	0	0	0.00	0.00	0	0	
(2)	Public	0	0	0	0.00	0.00	0	0	
	GRAND TOTAL (A)+(B)+(C)	49164	3001951	332250	100.00	100.00	0.00	0.00	

SSMAMAYA INVESTMENTS LIMITED



 HARIJAN SINGH FARAN

 Director

MAHAMAYA INVESTMENTS LIMITED

Statement showing Shareholding of persons belonging to the category "Promoter and Promoter Group"


Sr. No.	Name of the shareholder	Details of Shares held			Encumbered shares (*)			Details of warrants			Details of convertible securities		Total shares (including underlying shares assuming full conversion of warrants and convertible securities) as a % of diluted share capital
		Number of shares held	As a % of grand total (A) + (B) + (C)	No.	As a percentage (V) = (V)/(III) * 100	As a % of grand total (A) + (B) + (C) of sub-clause (I)(a)	Number of warrants held	As a % of total number of warrants of the same class	Number of convertible securities held	As a % of total number of convertible securities of the same class			
(I)	(II)	(III)	(IV)	(V)	(VI) = (V)/(III) * 100	(VII)	(VIII)	(IX)	(X)	(XI)	(XII)		
1	LECCENTRIQUE DESIGN PVT. LTD	11571	0.38	0	0	0	0	0	0	0	0.38		
2	LIK INVESTMENTS PVT LTD	1565	0.05	0	0	0	0	0	0	0	0.05		
3	SHEELADEEP INVESTMENTS PRIVATE LIM	776	0.02	0	0	0	0	0	0	0	0.02		
4	MRS. ARUNDHATI BALKRISHNA	21	0.00	0	0	0	0	0	0	0	0.00		
	TOTAL	13933	0.46	0	0	0	0.00	0	0.00	0	0.46		


MAHAMAYA INVESTMENTS LIMITED
Hardeep Singh
Director
HARDEEP SINGH
MAHAMAYA INVESTMENTS LIMITED

MAHAMAYA INVESTMENTS LIMITED

Statement showing Shareholding of persons belonging to the category "Public" and holding more than 1% of the total number of shares


Sr. No.	Name of the shareholder	Number of shares held	Shares as a percentage of total number of shares (i.e., Grand Total (A)+(B)+(C) indicated in Statement at para (1)(a) above)	Details of warrants		Details of convertible		Total shares (including underlying shares assuming full conversion of warrants and convertible)
				Number of warrants held	As a % of total number of warrants of the same class	Number of convertible securities held	% w.r.t total number of convertible securities of the same class	
1	ANSHU GUPTA	424740.00	14.14	0.00	0.00	0.00	0.00	14.14
2	DINESH KANAIAHALAL GOSWAMI	318131.00	10.59	0.00	0.00	0.00	0.00	10.59
3	DOLLY MUKESH KHUHA	268552.00	8.77	0.00	0.00	0.00	0.00	8.77
4	KHUHA POOJA NITESH	259930.00	8.65	0.00	0.00	0.00	0.00	8.65
5	SUNITA DINESH GOSWAMI	237250.00	7.90	0.00	0.00	0.00	0.00	7.90
6	SUNITA G GOSWAMI	198177.00	6.60	0.00	0.00	0.00	0.00	6.60
7	PARWATIBEN G KHUHA	149745.00	4.98	0.00	0.00	0.00	0.00	4.98
8	LIFE INSURANCE CORPORATION OF INDIA	133965.00	4.46	0.00	0.00	0.00	0.00	4.46
9	THE ORIENTAL INSURANCE CO LTD	71748.00	2.39	0.00	0.00	0.00	0.00	2.39
10	THE NEW INDIA ASSURANCE CO. LTD.	63108.00	2.10	0.00	0.00	0.00	0.00	2.10
11	GENERAL INSURANCE CORPORATION OF IN	31151.00	1.03	0.00	0.00	0.00	0.00	1.03
	TOTAL	2151497.00	71.61	0.00	0.00	0.00	0.00	71.61

MAHAMAYA INVESTMENTS LIMITED

MAHARAJ SINGH FARAN
 Director

MAHAMAYA INVESTMENTS LIMITED

Statement showing details of locked-in shares

Sr. No.	Name of the shareholder	Number of locked-in shares	Locked-in shares as a percentage of total number of shares (i.e., Grand Total (A)+(B)+(C) indicated in Statement at para
1	NIL	NA	NA
TOTAL		NA	NA


for MAHAMAYA INVESTMENTS LIMITED

HARILAL SINGH FARAN
Director

MAHAMAYA INVESTMENTS LIMITED

Statement showing details of Depository Receipts (DRs)

Sr. No	Type of outstanding DR (ADRs, GDRs, SDRs, etc.)	Number of outstanding DRs	Number of shares underlying outstanding DRs	Shares underlying outstanding DRs as a percentage of total number of shares (i.e., Grand Total (A)+(B)+(C) indicated in
1	NIL	NA	NA	NA
	TOTAL	NA	NA	NA

for MAHAMAYA INVESTMENTS LIMITED


Harlal Singh
HARLAL SINGH FARAN
Director

MAHAMAYA INVESTMENTS LIMITED

Statement showing holding of Depository Receipts (DRs), where underlying shares held by 'promoter/promoter group' are in excess of 1% of the total number of shares

Sr. No.	Name of the DR Holder Type of outstanding DR (ADRs, GDRs, SDRs, etc.)	No. of shares underlying outstanding DRs	Shares underlying outstanding DRs as a percentage of total number of shares (i.e., Grand Total (A)+(B)+(C) indicated in Statement at para (I)(a) above)
1	NIL	NA	NA
	TOTAL	NA	NA

for MAHAMAYA INVESTMENTS LIMITED



HARILAY SINGH FARAN

Director