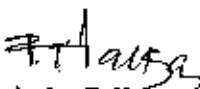


MAHAMAYA INVESTMENTS LIMITED

Name of the Company: MAHAMAYA INVESTMENTS LIMITED			
Scrip Code, Name of the scrip, class of security: 511187			
Quarter ended: 31st March, 2012			
Partly paid-up shares:-	No. of partly paid-up shares	As a % of total no. of partly paid-up shares	As a % of total no. of shares of the company
Held by promoter/promoters group	NIL	NIL	NIL
Held by public	NIL	NIL	NIL
Total	NIL	NIL	NIL
Outstanding convertible securities:-	No. of outstanding securities	As a % of total No. of outstanding convertible securities	As a % of total no. of shares of the company, assuming full conversion of the convertible securities
Held by promoter/promoter group	NIL	NIL	NIL
Held by public	NIL	NIL	NIL
Total	NIL	NIL	NIL
Warrants:-	No. of warrants	As a % of total no. of warrants	As a % of total no. of shares of the company, assuming full conversion of warrants
Held by promoter/promoter group	NIL	NIL	NIL
Held by public	NIL	NIL	NIL
Total	NIL	NIL	NIL
Total paid-up capital of the company assuming full conversion of warrants and convertible securities	30019510		

for MAHAMAYA INVESTMENTS LIMITED

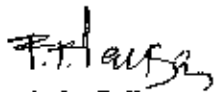

Ravindra Palkar
Director

Statement showing Shareholding Pattern for the quarter ended 31st March, 2012

Category code	Category of Shareholder	Number of Shareholders	Total number of shares	Number of shares held in dematerialized form	Total shareholding as a percentage of total number of shares		Shares Pledged or otherwise encumbered	
					As a percentage of(A+B)	As a percentage of (A+B+C)	Number of shares	As a percentage
(A)	Shareholding of Promoter and Promoter Group							
1	Indian							
(a)	Individuals/ Hindu Undivided Family	0	0	0	0.00	0.00	0	0
(b)	Central Government/ State Government(s)	0	0	0	0.00	0.00	0	0
(c)	Bodies Corporate	10	1320597	0	43.99	43.99	0	0
(d)	Financial Institutions/ Banks	0	0	0	0.00	0.00	0	0
(e)	Any Others(Specify)						0	0
(e-i)	Directors	0	0	0	0.00	0.00	0	0
(e-ii)	Directors Relative	41	254164	0	8.47	8.47	0	0
(e-iii)	Person Acting in Concert	0	0	0	0.00	0.00	0	0
	Sub Total(A)(1)	51	1574761	0	52.46	52.46	0.00	0.00
2	Foreign							
a	Individuals (Non-Residents Individuals/ Foreign Individuals)	2	8596	0	0.29	0.29	0	0
b	Bodies Corporate	0	0	0	0.00	0.00	0	0
c	Institutions	0	0	0	0.00	0.00	0	0
d	Any Others(Specify)	0	0	0	0.00	0.00	0	0
	Sub Total(A)(2)	2	8596	0	0.29	0.29	0.00	0.00
	Total Shareholding of Promoter and Promoter Group (A)= (A)(1)+(A)(2)	53.00	1583357	0	52.74	52.74	0.00	0.00
(B)	Public shareholding							
1	Institutions							
(a)	Mutual Funds/ UTI	0	0	0	0	0	0	0
(b)	Financial Institutions / Banks	15	187906	0	6.26	6.26	0	0
(c)	Central Government/ State Government(s)	0	0	0	0.00	0.00	0	0
(d)	Venture Capital Funds	0	0	0	0.00	0.00	0	0
(e)	Insurance Companies	1	133965	0	4.46	4.46	0	0
(f)	Foreign Institutional	0	0	0	0.00	0.00	0	0
(g)	Foreign Venture Capital Investors	0	0	0	0.00	0.00	0	0
(h)	Any Other (specify)	0	0	0	0.00	0.00	0	0
	Sub-Total (B)(1)	16	321871	0	10.72	10.72	0	0

B 2	Non-institutions							
(a)	Bodies Corporate	77	9551	0	0.32	0.32	0	0
(b)	Individuals							
I	Individuals -i. Individual shareholders holding nominal share capital up to	49277	856514	0	28.53	28.53	0	0
II	ii. Individual shareholders holding nominal share capital in excess of Rs. 1 lakh.	10	229705	0	7.65	7.65	0	0
(c)	Any Other (specify)							
(c-i)	Trust	7	51	0	0.00	0.00	0	0
(c-ii)	Hindu Undivided Family	7	902	0	0.03	0.03	0	0
	Sub-Total (B)(2)	49378	1096723	0	36.53	36.53	0.00	0.00
(B)	Total Public Shareholding (B)=	49394	1418594	0	47.26	47.26	0.00	0.00
	TOTAL (A)+(B)	49447	3001951	0	100.00	100.00	0.00	0.00
(C)	Shares held by Custodians and against which Depository Receipts have	0	0	0	0.00	0.00	0	0
(1)	Promoter and Promoter	0	0	0	0.00	0.00	0	0
(2)	Public	0	0	0	0.00	0.00	0	0
	GRAND TOTAL (A)+(B)+(C)	49447	3001951	0	100	100	0	0

for MAHAMAYA INVESTMENTS LIMITED



Ravindra Palkar

Director

MAHAMAYA INVESTMENTS LIMITED

Statement showing Shareholding of persons belonging to the category "Promoter and Promoter Group"

Sr. No.	Name of the shareholder	Details of Shares held		Encumbered shares (*)			Details of warrants			Details of convertible securities		Total shares (including underlying shares assuming full conversion of warrants and convertible securities) as a % of diluted share capital
		Number of shares held	As a % of grand total (A)+(B)+(C)	No.	As a percentage of grand total (A)+(B)+(C) of sub-clause (I)(a)	(VI)=(VII)/(III)*100	(VII)	As a % total number of warrants held of the same class	(X)	As a % total number of convertible securities of the same class	(XII)	
(i)	(ii)	(iii)	(iv)	(v)	(vi)=(vii)/(iii)*100	(viii)	(ix)	(x)	(xi)	(xii)		
1	Classic Filaments Ltd	424740	14.14	0	0	0	0	0	0	0.00	14.14	
2	MANGALYA TRADING & INVESTMENTS LTD	238836	7.95	0	0	0	0.00	0	0	0.00	7.95	
3	MAYOGA INVESTMENTS LTD	237250	7.9	0	0	0	0.00	0	0	0.00	7.9	
4	MAPARNA INVESTMENTS LIMITED	207785	6.92	0	0	0	0.00	0	0	0.00	6.92	
5	MAHACALRU INVESTMENTS LIMITED	110946	3.67	0	0	0	0.00	0	0	0.00	3.67	
6	MATANGI INVESTMENTS LTD	62403	2.07	0	0	0	0.00	0	0	0.00	2.07	
7	MRS MADHURIBEN Y MAFATLAL	36193	1.2	0	0	0	0.00	0	0	0.00	1.2	
8	MR YOGINDRA MAFATLAL	29442	0.98	0	0	0	0.00	0	0	0.00	0.98	
9	MAHAVIDYA INVESTMENTS LIMITED	25325	0.84	0	0	0	0.00	0	0	0.00	0.84	
10	MRS MALAVIKA S TAKTAWALA	22746	0.75	0	0	0	0.00	0	0	0.00	0.75	
11	SMT MADHURI Y MAFATLAL	22640	0.75	0	0	0	0.00	0	0	0.00	0.75	
12	MNR VARUN ATULYA MAFATLAL, BY GDN S	14513	0.48	0	0	0	0.00	0	0	0.00	0.48	
13	SHRI ATULYA YOGINDRA MAFATLAL	12938	0.43	0	0	0	0.00	0	0	0.00	0.43	
14	APARNA Y. MAFATLAL, MNR SHANAY JHAVERI BY GDN G P	12746	0.42	0	0	0	0.00	0	0	0.00	0.42	
15	JHAV	12500	0.41	0	0	0	0.00	0	0	0.00	0.41	
16	ECCENTRIQUE DESIGN PVT. LTD	11571	0.38	0	0	0	0.00	0	0	0.00	0.38	
17	SHRI YOGINDRA N MAFATLAL & MRS MALAVIKA SANJIV	10521	0.35	0	0	0	0.00	0	0	0.00	0.35	
18	TAKTAWALA	10413	0.34	0	0	0	0.00	0	0	0.00	0.34	

19	MISS MNR SONERA BY GDN GAYATRI P JH	10392	0.34	0	0	0	0	0	0	0	0	0	0.00	0	0.00	0.34
20	MRS MADHURI MAFATLAL	10000	0.33	0	0	0	0	0	0	0	0	0	0.00	0	0.00	0.33
21	APARNA YOGINDRA MAFATLAL	9995	0.33	0	0	0	0	0	0	0	0	0	0.00	0	0.00	0.33
22	GAYATRI PRIYAM JHAVERI	8537	0.28	0	0	0	0	0	0	0	0	0	0.00	0	0.00	0.28
23	SHRI YOGINDRA N MAFATLAL	7452	0.24	0	0	0	0	0	0	0	0	0	0.00	0	0.00	0.24
24	SURI YOGINDRA N MAFATLAL	4815	0.16	0	0	0	0	0	0	0	0	0	0.00	0	0.00	0.16
25	MRS KONTIBEN SANJAYKUMAR SHAH	4397	0.14	0	0	0	0	0	0	0	0	0	0.00	0	0.00	0.14
26	MR KAUNTEYA S. SHAH	4199	0.13	0	0	0	0	0	0	0	0	0	0.00	0	0.00	0.13
27	MR ANAND S SHAH	3092	0.1	0	0	0	0	0	0	0	0	0	0.00	0	0.00	0.1
28	MRS MADHURI MAFATLAL MAN OF Y N	2716	0.09	0	0	0	0	0	0	0	0	0	0.00	0	0.00	0.09
29	SMT PRAYINA R MAFATLAL A/C 2	2305	0.07	0	0	0	0	0	0	0	0	0	0.00	0	0.00	0.07
30	SHRI PRADEEP R MAFATLAL	2300	0.07	0	0	0	0	0	0	0	0	0	0.00	0	0.00	0.07
31	JK INVESTMENTS PVT LTD	1565	0.05	0	0	0	0	0	0	0	0	0	0.00	0	0.00	0.05
32	SHRI ANAND S SHAH	923	0.03	0	0	0	0	0	0	0	0	0	0.00	0	0.00	0.03
33	SHRI YOGINDRA N MAFATLAL	908	0.03	0	0	0	0	0	0	0	0	0	0.00	0	0.00	0.03
34	SHEILADEEP INVESTMENTS PRIVATE LIMT	776	0.02	0	0	0	0	0	0	0	0	0	0.00	0	0.00	0.02
35	SHRI ATULYA Y. MAFATLAL	767	0.02	0	0	0	0	0	0	0	0	0	0.00	0	0.00	0.02
36	SHRI YOGINDRA N. MAFATLAL	716	0.02	0	0	0	0	0	0	0	0	0	0.00	0	0.00	0.02
37	SHRI ARVIND NAVINCHANDRA MAFATLAL	700	0.02	0	0	0	0	0	0	0	0	0	0.00	0	0.00	0.02
38	SHRI YOGINDRA N MAFATLAL	657	0.02	0	0	0	0	0	0	0	0	0	0.00	0	0.00	0.02
39	GAYATRI P. JHAVERI	549	0.01	0	0	0	0	0	0	0	0	0	0.00	0	0.00	0.01
40	SHRI YOGINDRA N MAFATLAL	455	0.01	0	0	0	0	0	0	0	0	0	0.00	0	0.00	0.01
41	SHRI ARVIND N MAFATLAL A/C 11	333	0.01	0	0	0	0	0	0	0	0	0	0.00	0	0.00	0.01
42	APARNA Y. MAFATLAL	293	0	0	0	0	0	0	0	0	0	0	0.00	0	0.00	0
43	GAYATRI P. JHAVERI	293	0	0	0	0	0	0	0	0	0	0	0.00	0	0.00	0
44	SHRI YOGINDRA N MAFATLAL	279	0	0	0	0	0	0	0	0	0	0	0.00	0	0.00	0
45	SHRI YOGINDRA N MAFATLAL	252	0	0	0	0	0	0	0	0	0	0	0.00	0	0.00	0
46	MRS MADHURI Y MAFATLAL	243	0	0	0	0	0	0	0	0	0	0	0.00	0	0.00	0
47	MRS MADHURI Y MAFATLAL	243	0	0	0	0	0	0	0	0	0	0	0.00	0	0.00	0
48	SHRI HRISHIKESH A MAFATLAL	113	0	0	0	0	0	0	0	0	0	0	0.00	0	0.00	0
49	SHRI ARVIND N MAFATLAL	100	0	0	0	0	0	0	0	0	0	0	0.00	0	0.00	0
50	SHRI YOGINDRA N MAFATLAL	99	0	0	0	0	0	0	0	0	0	0	0.00	0	0.00	0
51	SHRI YOGINDRA N MAFATLAL	99	0	0	0	0	0	0	0	0	0	0	0.00	0	0.00	0
52	MRS. ARUNDHATI BALKRISHNA	21	0	0	0	0	0	0	0	0	0	0	0.00	0	0.00	0
53	SHRI YOGINDRA N MAFATLAL	5	0	0	0	0	0	0	0	0	0	0	0.00	0	0.00	0
	TOTAL	1583357	52.74	0	0	0	0	0	0	0	0	0	0.00	0	0.00	52.74

for MAJAMAYA INVESTMENTS LIMITED

R. P. Patil
Ravindra Patil
Director

MAHAMAYA INVESTMENTS LIMITED

Statement showing Shareholding of persons belonging to the category "Public" and holding more than 1% of the total number of shares

(1)(c)

Sr. No.	Name of the shareholder	Number of shares held	Shares as a percentage of total number of shares (i.e., Grand Total (A)+(B)+(C) indicated in Statement at para (D)(a) above)	Details of warrants		Details of convertible		Total shares (including underlying shares assuming full conversion of warrants and convertible)
				Number of warrants held	As a % total number of warrants of the same class	Number of convertible securities held	% w.r.t total number of convertible securities of the same class	
1	LIFE INSURANCE CORPORATION OF INDIA	133965	4.46	0	0.00	0	0.00	4.46
2	THE ORIENTAL INSURANCE CO LTD.	71748	2.39	0	0.00	0	0.00	2.39
3	THE NEW INDIA ASSURANCE CO. LTD.	63108	2.10	0	0.00	0	0.00	2.10
4	MR. MIHEER HEMANT MAFATLAL A/C1	38430	1.28	0	0.00	0	0.00	1.28
5	MR. MIHEER HEMANT MAFATLAL A/C.2	33845	1.12	0	0.00	0	0.00	1.12
6	GENERAL INSURANCE CORPORATION OF IN	31964	1.06	0	0.00	0	0.00	1.06
7	SRI MIHEER H MAFATLAL	30807	1.02	0	0.00	0	0.00	1.02
	TOTAL	403867.00	13.45	0.00	0.00	0.00	0.00	13.45

for MAILAMAYA INVESTMENTS LIMITED

Ravindra Patkar

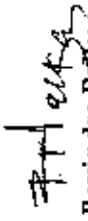
Ravindra Patkar
Director

MAHAMAYA INVESTMENTS LIMITED

(1)(c)(ii) Statement showing holding of securities (including shares, warrants, convertible securities) of persons (together with PAC) belonging to the category "Public" and holding more than 5% of the total number of shares of the company

Sr. No.	Name(s) of the shareholder(s) and the Persons Acting in Concert (PAC) with them	Number of shares	Shares as a percentage of total number of shares (i.e., Grand Total (A)+(B)+(C) indicated in Statement at para (1)(Ma)	Details of warrants		Details of convertible securities		Total shares (including underlying shares assuming full conversion of warrants and convertible securities) as a % of diluted share capital
				Number of warrants	As a % of total number of warrants of the	Number of convertible securities held	% w.r.t total number of convertible securities of the same class	
1	NIL	NIL	NIL	NIL	NIL	NIL	NIL	NIL
	Total	NIL	NIL	NIL	NIL	NIL	NIL	NIL

for MAHAMAYA INVESTMENTS LIMITED

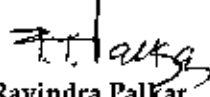

Ravindra Patkar
Director

MAHAMAYA INVESTMENTS LIMITED

Statement showing details of locked-in shares

Sr. No.	Name of the shareholder	Number of locked-in shares	Locked-in shares as a percentage of total number of shares [i.e., Grand Total (A)+(B)+(C) indicated in Statement at para (I)(a) above]
1	NIL	NIL	NIL
	TOTAL	NIL	NIL

for MAHAMAYA INVESTMENTS LIMITED


Ravindra Palkar
Director

MAHAMAYA INVESTMENTS LIMITED

Statement showing details of Depository Receipts (DRs)

Sr. No	Type of outstanding DR (ADRs, GDRs, SDRs, etc.)	Number of outstanding DRs	Number of shares underlying outstanding DRs	Shares underlying outstanding DRs as a percentage of total number of shares (i.e., Grand Total (A)+(B)+(C) indicated in
1	N.A.	N.A.	N.A.	N.A.
2	N.A.	N.A.	N.A.	N.A.
TOTAL		N.A.	N.A.	N.A.

for MAHAMAYA INVESTMENTS LIMITED

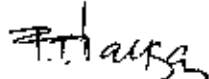

Ravindra Palkar
Director

MAHAMAYA INVESTMENTS LIMITED

Statement showing holding of Depository Receipts (DRs), where underlying shares held by promoter/promoter group are in excess of 1% of the total number of shares

Sr. No.	Name of the DR Holder Type of outstanding DR (ADRs, GDRs, SDRs, etc.)	No. of shares underlying outstanding DRs	Shares underlying outstanding DRs as a percentage of total number of shares [i.e., Grand Total (A)+(B)+(C) indicated in Statement at para (I)(a) above]
1	NIL	NIL	NIL
2	NIL	NIL	NIL
TOTAL		NIL	NIL

for MAHAMAYA INVESTMENTS LIMITED


Ravindra Palkar
Director